

USER MANUAL

ZKPOS SUPERMARKET PRICE CHECKING APP

Version: 3.0.0

Date: 01-09-2022

Software Version: 3.0.0

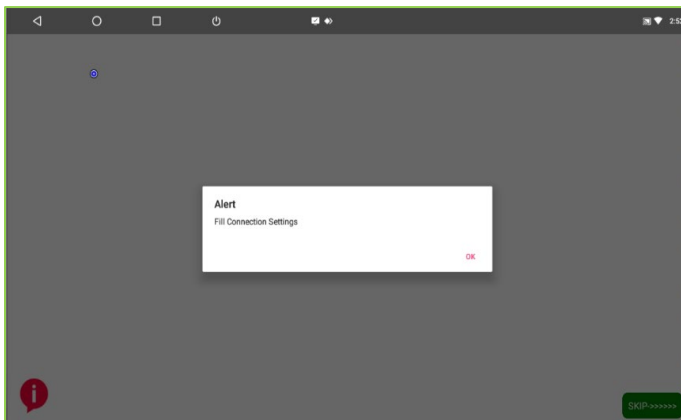
GETS STARTED

ZKPOS 3.0.0 android version Supermarket Price Checking App is the complete price checking app with intuitive user interface where price of an inventory can quickly check out with a barcode scanner and can earn customers satisfaction. In which the barcode function easily scans the inventory, and thus price of a product automatically appears in the screen where the customer can see the billing of product where it brings loyalty among them.

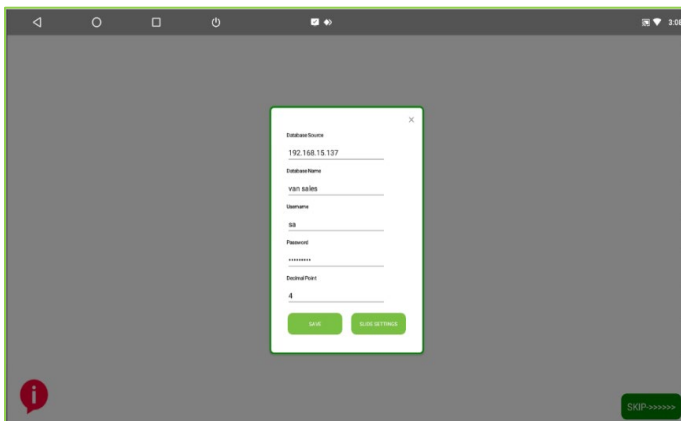
STEP - 1 DATABASE SETTINGS

At first you will have to set the database details.

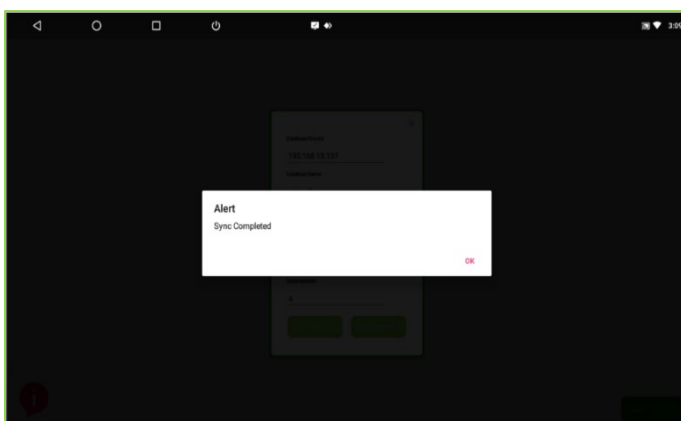
- Click Ok to fill the database settings

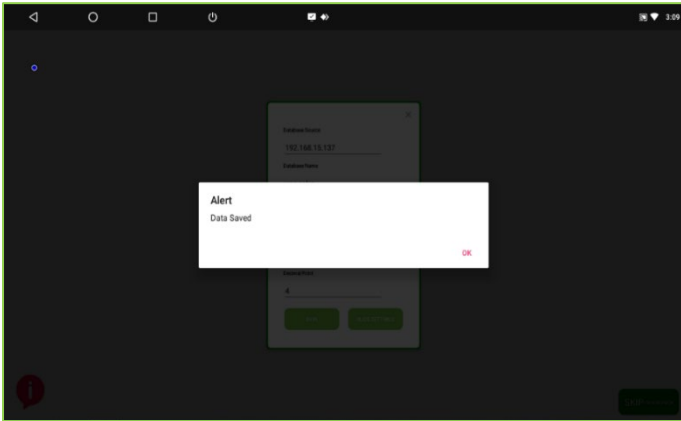


- You will have a Database Source, Database Name, User Name, and Password.
- Type Database Source, Database Name, User Name, Password.
- Type the number of decimal points.
- Two Buttons are there, save and slide. You can click save button.
- By clicking the slide settings, you can change the images for slide show.




- You will get an alert message show that 'sync completed'.
- Click OK.





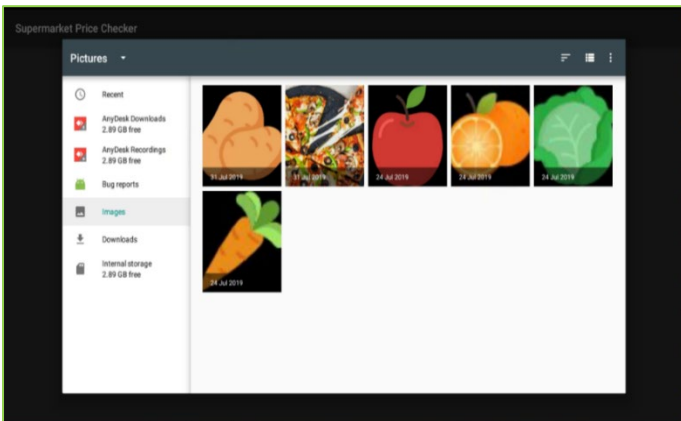
- Click OK to the alert message shows the 'data saved'.
- The data from ZKPOS Supermarket software where you connected to price checking App is saved successfully.




STEP 2 - SETTING THE SLIDER

Now you can fill the slides / images. Click on slide settings.

- You can add images to the application as sliding images.




- Select the picture for IMAGE 1.
- The image will be shown as a slide show in application.
- Like this add 5 images. After adding the images click CLOSE button.
- You can Remove Images, Click DELETE ALL button. And again, add the fresh images.



- Now the added images will be shown as a slide show.


STEP - 3 PRODUCT & PRICE DISPLAY

- click on skip button to know the price of products
- Now scan the barcode of the product you want to know the price details.
- Product Name, image and Price will be displayed as shown in the figure.



STEP - 4 ABOUT

- Click on the about button in the left bottom portion of the screen (in red colour).
- App Version, Build, Release Date, Copy Right, Email, Website, Software ID will be displayed.



ZK Building, Wuhe Road, Gangtuo, Bantian, Buji Town, Longgang District, Shenzhen China 518129

Tel: +86 755-89602345

Fax: +86 755-89602394

www.zkteco.com

