

INSTALLATION GUIDE

ZKPOS SUPERMARKET PRICE CHECKING APP

Version: 2.0.0

Date: 04-01-2021

Software Version: 2.0.0

GETS STARTED

SYSTEM REQUIREMENTS:

To ensure the best performance using ZKPOS Price Checking App, please note the following requirements for hardware and software:

1. Hardware

- Memory - 1 GB (Min)
- Hard Disk Space - 4 GB available (MIN)
- Size of Tab-7 inch.

2. Software

- Android– Android 6.0 and Above.
- Internet Information Service (IIS) 7.5 and Above.

3. Databases

- If you plan to integrate ZKPOS Android Services with a database, you must have one of the following applications installed.
- Microsoft SQL Server 2012 and above.

4. Internet Access

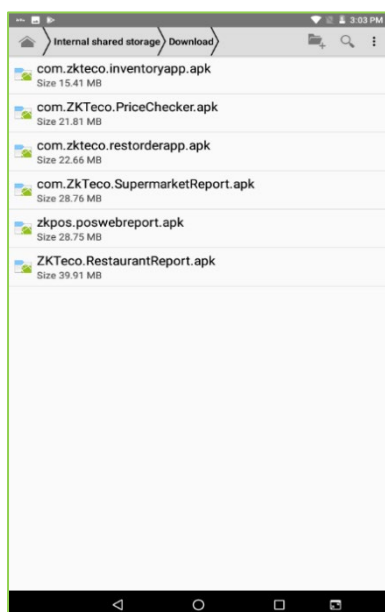
- You must need a network connection for working ZKPOS Android Price Checking App.

1. Installing ZKPos Android Application:

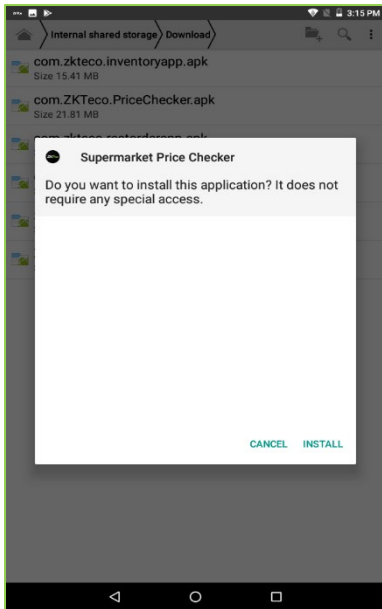
- You must want to install and configure ZKPos Android Apk on your Mobile phone or Tablet.

1.1. To install ZKPOS Android Price Checking App on Your Phone or Tablet:

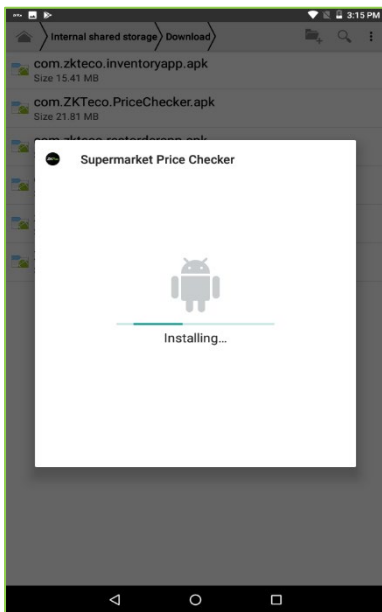
- Uninstall any existing versions of ZKPOS Android Price Checking App Application you have installed.
- locate and Click the file com.ZKTeco.pricechecker.apk



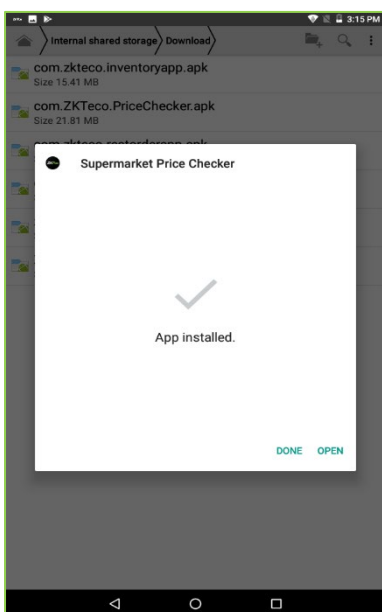
- Double Click on com.ZKTeco.pricechecker.apk



- Click INSTALL button.



- Wait until the installation process completes.



- After installation finish Click - OPEN button.
- Otherwise click DONE.

ZK Building, Wuhe Road, Gangtou, Bantian, Buji Town, Longgang District, Shenzhen China 518129

Tel: +86 755-89602345

Fax: +86 755-89602394

www.zkteco.com

